



 **Secureeye**

# CATALOGUE 2023

BIOMETRIC | ACCESS CONTROL | ENTRANCE  
HOME SECURITY | ANTI THEFT | VIDEO DOOR PHONE | SMART LOCK | CARD

# ABOUT US



**“Excellent Standards in Smart Intelligent Integrated Security Products is the synonym of SECUREYE.”**

Secureye is one of the leading brands in industry since last 28 years in the field of security products. We are expert in providing cutting edge technology in security & surveillance domain. Our product ranges from closed circuit cameras to biometrics and entrance security products to access control systems.

**Journey Till Now :** Secureye took the lead in launching many path-breaking products in its first few years of existence itself. In around 2004, the launch of DVR card, TV Line camera, Switcher & Quad constituted the total Security and Surveillance Structure of Secureye.

In 2011 Secureye's brand-new generation DVRs based on latest platform had a shining debut. Once these DVRs came to public eyes, they've received popular positive feedbacks from distributors and direct customer around the world. Also, Secureye is the FIRST Company in India to launch AHD camera in 2012.

Secureye has also attained great importance to reach the development of camera products, such as IP cameras (ranging from 1.3 megapixels to 5.0 megapixels), HD-SDI camera etc. Presently we have maintained a long range of products which can definitely help you to find the product that suits your requirement the most.

Recently we have upgraded our security & surveillance domain by launching FALCON & IBIS series of CCTV Cameras with outstanding features and specifications where as the Wi-Fi based cameras are just a plug-n-play model for every end user.

In this journey of 28 years we have catered thousands of clients across multiple vertical of industry. Some of our clients are top brands from Automobile sector, Education sector, Hospital & Healthcare, Hospitality & Hotels, Govt organizations and many more. Indian Army, CRPF, CBI (Central Bureau of Investigation), Ministry of Mines, Income Tax Department, State Bank Of India, UCO Bank, AIIMS, Max Healthcare, HCL, DLF, Delta Group, Jaypee Group, L&T, ZEE TV, Bharti Infratel, and many more are some of our elite clients whom we have served to ensure safety & security in their premises.

Secureye have passed ISO:9001 quality management system certification, BIS – Indian Standard Certification and some international certifications such as ROHS, CE, FCC. Our products with high credit are sold in Europe, America, Japan as well as Taiwan and are widely used in many fields such as Banking, Public Security, Energy Resources, Intelligent-Building and Intelligent – Transportation.

## **Service Center Across India**

Ahmedabad, Bangalore, Bhubaneswar, Chandigarh, Chennai, Cochin, Dehradun, Ghaziabad, Goa, Guwahati, Hyderabad, Indore, Jaipur, Kolkata, Lucknow, Ludhiana, Mumbai, New Delhi, Nagpur, Patna, Pune, Raipur, Ranchi, Secunderabad

**For any inquiries, please contact**  
**sales@secur-eye.com**  
**Sales: 1800 1022 366**  
**Support: 011 4089 0000**  
**www.secureye.com**



## Aadhaar Enabled Biometric Device

SAB220

- STQC & UIDAI certified fingerprint scanner
- 17.78cm (7) Capacitive Touch Screen
- Android 8.1 with Quad Core Processor
- 4G enable dual sim card support
- 1:1 or 1:N fingerprint matching function
- Data retention
- WiFi, GPRS, EDGE, GPS Enabled

Aadhaar Enabled Fingerprint Reader for Various Government Flagship Programs



## USB Based Fingerprint Sensor



**Android Supported**

**S-B8N**  
USB Biometric Scanner

- USB 2.0 (Full Speed)
- 32bit RISC CPU
- 2000 Data / Finger Capacity



**Windows Supported**

**S-SK100**  
Laptop / Desktop Locking Device

- USB 2.0 (Full Speed)
- 0.05 sec Fastest Matching
- Anti-Spoofing Protection
- File/Folder Encryption
- Multi Fingerprint Supports





# Face & Biometric Machine



**S-B8CB**

Biometric Time & Attendance

- 600 dpi Fingerprint Sensor
- 1000 fingerprint
- 1000 password
- 1000 RFID Cards
- 100000 logs
- Battery Backup
- Ontime T&A Software Included



**S-FB5K**

- 1MP Camera with IR Sensors
- Face Recognition
- 600 dpi Fingerprint Sensor
- 1,000 Faces, 5000 Fingerprint
- Battery Backup
- 5,000 RFID Cards, 5000 Password
- 3,00,000 logs
- USB, TCP/IP Port
- Auto push Data supported



*Built in* **Wi-Fi**

**S-FB3K**

- High resolution Infrared Camera
- 600 dpi Fingerprint Sensor
- 300 Faces, 1,000 Fingerprint
- 1,000 RFID Cards
- 100,000 Logs
- USB, TCP/IP Port
- Full Feature Access Control
- Battery Backup



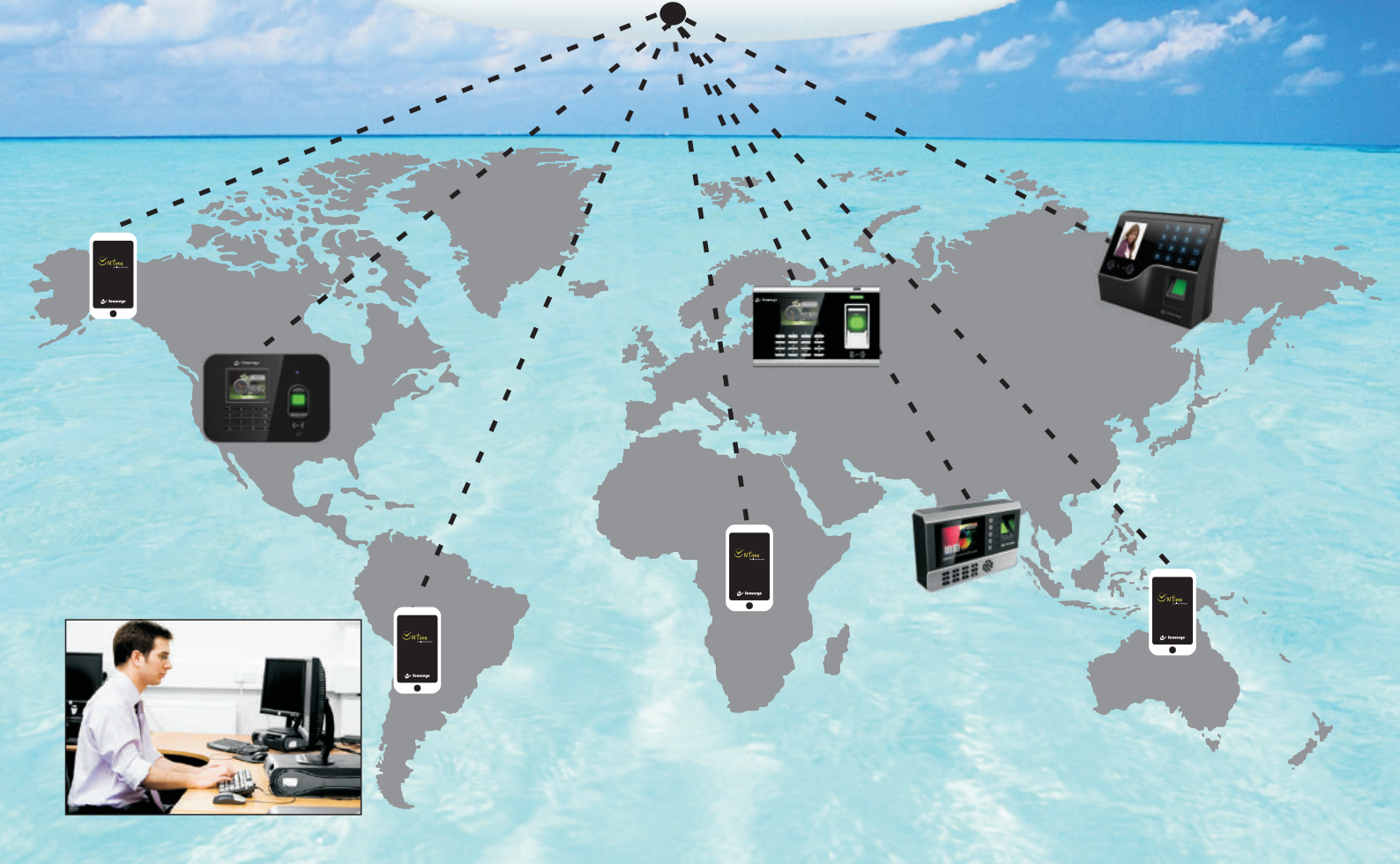
*Built in* **Wi-Fi**

**S-B100CB**

- 600 dpi Fingerprint Sensor
- 3000 Fingerprint & RFID Cards
- 3000 password
- 100000 logs
- USB Port, TCP / IP Port
- Auto push Data supported
- Battery Backup
- Full feature access control

**P2P  
Cloud**

[www.ontimeemployeemanager.com](http://www.ontimeemployeemanager.com)



Now manage your in-field and office employees centrally through web browser from anywhere across the world

**INSTALLATION IN 3 SIMPLE STEPS**



CREATE ACCOUNT



IMPORT EMPLOYEE DATA



ENROL FINGER IN MACHINE

**DONE! NOW ACCESS FROM ANYWHERE GLOBALLY.**

# P2P CLOUD BASED

## Biometric Device



### SC-B60B

- Cloud Series Biometric Devices
- 600 dpi Fingerprint Sensor
- 1,000 fingerprint & password
- 1,00,000 logs
- Auto push Data supported
- Battery Backup
- USB Port
- TCP/IP (RJ45) Port
- Full Access control



### SC-FB6K

- 1MP Camera with IR Sensors Face Recognition
- 600 dpi Fingerprint Sensor
- 1,000 Faces, 5,000 fingerprint
- 5,000 RFID Cards
- 5,000 password & 3,00,000 logs
- TCP/IP (RJ45) Port
- Auto push Data supported
- Battery Backup



### SC-FB8K-3K / SC-FB8K-5K

- 1MP Camera with IR Sensors Face Recognition
- 600 dpi Fingerprint Sensor
- 3000/5000 Faces, 15000 fingerprint
- 15,000 RFID Cards
- 15,000 password & 3,00,000 logs
- USB Port & Battery Backup
- Auto push Data supported
- Full feature access control
- Battery Support



### SC-FB4K / SC-FB4K-3K

- 7.62cm (3) Coloured TFT Display with Touch Buttons
- 1.3 MP Camera with IR Sensors Face Recognition
- 600 dpi Fingerprint Sensor
- 1,500/30,00 Faces
- 5,000/15,000 Fingerprint, RFID Cards, Password
- 3,00,000/5,00,000 Logs
- Full feature access control
- Battery Support



### S-FB9K / S-FB9K-3K

- 10.9cm (4.3) Coloured TFT Touch Display
- 1.3 MP Camera with IR Sensors Face Recognition
- 600 dpi Fingerprint Sensor
- 1,500/3,000 Faces
- 15,000 fingerprint
- 15,000 RFID Cards
- 15000 password & 500000 logs
- USB Port & Battery Backup
- Full feature access control



# WEB CLOUD BASED

## Biometric Device



**S-FB7K**

- Cloud Series Biometric Devices
- 2000 Facial Capacity
- 10000 Fingerprint, RFID Card
- Omni Vision HD Camera\*2
- Connect Thermal Printer RS485 Port
- Build in battery backup
- Full Access Control



**S-B25CB-10K**

- Cloud Series Biometric Devices
- 600 dpi Fingerprint Sensor
- 10,000 Fingerprint, Card, Password
- 200000 Logs
- Auto Push Data Supported
- Battery Backup
- USB Port
- TCP/IP (RJ45) Port
- Full feature access control



**S-B25CB-10K3G / S-B25CB-10K-WiFi**

- Cloud Series Biometric Devices
- 600 dpi Fingerprint Sensor
- 10,000 Fingerprint, Card, Password
- 200000 Logs
- Auto Push Data Supported
- Battery Backup
- USB Port
- 3G/4G/WiFi
- Full feature access control



**S-B25CB-50K**

- Cloud Series Biometric Devices
- 600 dpi Fingerprint Sensor
- 50,000 Fingerprint, Card, Password
- 200000 Logs
- Auto Push Data Supported
- Battery Backup
- USB Port
- TCP/IP (RJ45) Port
- Full feature access control



**S-B251CB**

- Cloud Series Biometric Devices
- 7.11cm (2.8) HD Color Display
- 600 dpi Optical Sensor
- Fingerprint: 3000
- Card: 3000
- Password: 3000
- Logs: 70000
- Full feature access control
- Battery Backup



**S-B20CB**

- 10.16cm (4) HD Color Display
- Palm Vein Capacity: 500
- Facial Capacity: 500
- Fingerprint Capacity: 5,000
- Password Capacity: 1,000
- Logs: 2,00000
- FP Verification Mode: 1:1, 1:N
- Identification: Finger, Facial, Palm, Password
- Full feature access control
- Battery Backup

Palm Vein Recognition



# Wide Dynamic Face Recognition Device

with P2P Cloud

## Long Distance Face Recognition

**NEW**



### S-B253CB-AIFACE1500

#### Wide Dynamic Face Recognition Device

- Face registration 1500 capacity
- HD Touch Screen
- Support P2P Cloud protocol
- Ethernet Port
- 2.4 Ghz WiFi Connectivity
- Full Access Control
- Support Voice Output

**NEW**



### S-B252CB-AIFACE3000

#### Wide Dynamic Face/Finger Recognition Device

- Face registration 3000 capacity
- Finger registration 3000 capacity
- Log record capacity: 300000
- Distance of recognition: 0.5 - 1.3M
- Support P2P cloud protocol

**NEW**



### S-B252CB-AIFACE10000

#### Wide Dynamic Face Recognition Device

- Face registration 10000 capacity
- Finger registration 3000 capacity
- Log record capacity: 300000
- Distance of recognition: 0.5 - 1.3M
- Support P2P cloud protocol







# 4G Sim Card Enabled

## Cloud Biometric Device



### S-FB6K-4G

- 1MP Camera with IR Sensors Face Recognition
- 600 dpi Fingerprint Sensor
- 1,000 Faces, 5,000 fingerprint
- 5,000 RFID Cards
- 5,000 password & 3,00,000 logs
- USB Port
- Auto push Data supported
- Battery Backup



### S-FB8K-4G

- 1MP Camera with IR Sensors Face Recognition
- 600 dpi Fingerprint Sensor
- 3000 / 5000 Faces, 15000 Fingerprint, 15000 RFID Cards, 15000 Password, 300000 Logs
- USB, TCP/IP Port
- Auto push Data supported Battery Backup
- Full Feature Access Control



### S-FB4K-4G

- 7.62cm (3) Coloured TFT Display with Touch Buttons
- 1.3 MP Camera with IR Sensors Face Recognition
- 600 dpi Fingerprint Sensor
- 1,500/3,000 Faces
- 5,000/15,000 Fingerprint, RFID Cards, Password
- 3,00,000/5,00,000 Logs
- Full feature access control



### S-FB9K-4G

- 10.92cm (4.3) Coloured TFT Touch Display
- 1.3 MP Camera with IR Sensors Face Recognition
- 600 dpi Fingerprint Sensor
- 1,500/3000 Faces
- 15,000 Fingerprint / RFID Cards / Password
- 5,00,000 Logs
- USB, TCP/IP Port



# Ontime Time Attendance System

## Desktop / Web / Cloud Time Attendance System

### Corporate Version

Employee attendance management and students attendance management is directly linked with their commitment to the work in any workplace. It takes a lot of efforts to manage manpower be it in the schools or in the offices. The solution helps the organization best manage their employees work time and use it to draw insights and helps the management to keep the stake holders happy and satisfied.

The solution focuses on the students and the teacher attendance as a strategic part of school management with the accuracy rate more than 99%. It completely eliminates the data entry errors and calculation by replacing manual preparation of attendance sheets and mechanical time cards.

Salient Features		Device Management	All Report	Utility	
<ul style="list-style-type: none"> <li>Multi Company Option</li> <li>Multi Location / Department / Designation / Grade</li> <li>Auto/Manual Download Punch from Machine/Pen Drive</li> <li>Multi Leave Type</li> <li>Group wise Master Configuration (e.g. Shift/Holiday/Leave/Category Rules/Attendance Rules/Deduction Rules)</li> <li>Attendance Process with Salary Calculation</li> </ul>		<ul style="list-style-type: none"> <li>Multiple Device Option</li> <li>Auto Download Punch from Machine</li> <li>Device Administration                             <ul style="list-style-type: none"> <li>Backup and Restore Fingers/Card Details</li> <li>Upload Name into Machine</li> <li>Set Device Time</li> <li>Delete Punch and Finger/Card Details</li> </ul> </li> </ul>	<ul style="list-style-type: none"> <li>All Reports are based on flexible Filtration (e.g. Company / Branch / Department /Grade / Designation / Shift Group / Shift / Employee</li> <li>Each Report have some Selection Criteria as per Report Category</li> </ul>	<ul style="list-style-type: none"> <li>Import Employee Details from Excel/CSV File</li> <li>Import Punches from text file</li> <li>User Permission</li> </ul>	
Salary Report	Attendance Report				
<ul style="list-style-type: none"> <li>Salary Slip</li> <li>Paid Salary Details</li> <li>Projected Salary Details</li> </ul>	<ul style="list-style-type: none"> <li>Daily / Monthly Attendance Report</li> <li>Absentees / Present / Late Arrival / Late Departure / Early Arrival / Early Departure</li> <li>Employee wise Daily / Monthly Attendance</li> <li>Attendance with Shift time/In Time/Out Time</li> </ul>	<ul style="list-style-type: none"> <li>Over Time Report</li> <li>Muster Roll / Form No -25</li> <li>Monthly Report with In/Out Time</li> <li>Shift Scheduling Report</li> <li>Monthly Performance Report</li> </ul>			
Punch Report / Miscellaneous Report		Employee's Management			
<ul style="list-style-type: none"> <li>Multiple Punch Reports (e.g. Missed / Complete / All Punch)</li> <li>Punch Details from Device / Manual</li> </ul>		<ul style="list-style-type: none"> <li>Date / Month / Period wise Punch</li> <li>Leave/On-Duty Report</li> <li>All Master Report</li> </ul>	<ul style="list-style-type: none"> <li>Employee General Information</li> <li>Family Background Details</li> <li>Qualification/Experience Details</li> </ul>		
Add on Module	Time Management System				
<ul style="list-style-type: none"> <li>Employee self-service(Web-based application)                             <ul style="list-style-type: none"> <li>View Personal, Leave and Attendance Details</li> <li>Apply For Leave</li> <li>View Payslip</li> </ul> </li> </ul>	<ul style="list-style-type: none"> <li>Manual Attendance</li> <li>Download Attendance from Machine</li> <li>Weekly Off Adjustment</li> <li>Over Time Calculation</li> <li>Shift Group/Shift/Shift Roster Management</li> </ul>				
	<ul style="list-style-type: none"> <li>Shift Scheduling</li> <li>Leave/On-Duty Management</li> <li>Holiday Management</li> <li>Attendance Process with Salary Calculation</li> </ul>				
Leave / Holiday Group Management	Database Supported				
<ul style="list-style-type: none"> <li>User Defined Leave Types</li> <li>User Defined Holidays Configuration</li> <li>Leave Application</li> </ul>	<ul style="list-style-type: none"> <li>Leave Balance Details</li> <li>Yearly Leave Carry-forward</li> <li>SQL Express 2005</li> <li>SQL Server 2005 or Above</li> <li>Oracle 11g</li> </ul>				



Email & SMS Service Supported (Optional)

## PAYROLL

### Allowance/Deduction Configuration

Multiple Calculation Type (e.g. Monthly, Fixed, Hourly, Per day, Formula Based, Percentage Based)

### Employee's Master

Multiple options for each employee's (e.g. Nominee, PF, ESI, Bonus, Over Time, KYC)

### Leave Management

Automatic leave credit, Leave Encashment, Automatic apply leave after probation, Leave assign/ modify during working year

### Salary Calculation and Reports

Salary calculation as per allowance/deduction/OT/Other statutory setup, Salary calculation on calendar month days or fixed days, MIS Salary reports including Pay Slip

### Over Time configuration

Multiple Calculation Type (e.g. Basic, Pay Rate, Formula, Per Hour, Payable Rate (single, double etc))

### Attendance Management

Employee wise punch, Date wise punch, Employee wise Attendance, Date wise attendance, Monthly attendance, Monthly attendance summary, Extra days management

### Loan & Advance Management

Loan/Advance payment, rescheduling, Reports (Payment/Outstanding)

### ESIC Reports

Multiple MIS Reports for Monthly, Annually, Forms, E>Returns, ESI Challan

### User Defined Configurations

Slab master, Pay group, Bonus, Arrear, Gratuity, Reimbursement, Reimbursement Group, Professional Tax, PF, ESIC

### PF Reports

Multiple MIS Reports for Monthly, Annually, Forms, E>Returns, PF Challan

### PT Reports

Multiple MIS Reports and PT Challan





# School / Campus / Coaching Institute

## Time & Attendance Software

### Salient Features

- Multi Campus/College and Location Management
- Employee Management
- Student Management
- Parent/Guardian Management
- Subject Management
- Batch Management
- Class Management
- User Management
- Semester Management
- SMS alerts to Parent/Guardian

### RFID/Biometric Management

- RFID Configuration
- Multiple Biometric Configuration
- Auto Download Punch from Biometric / RFID Reader
- Device Administration
- Backup and Restore of Biometric Data
- Upload Name Into Biometric
- Set Biometric Device Time
- Delete Punch, Finger, Face, Card from Biometric

### Employee's Management

- Employee/Faculty General Information
- Family Background Details
- Qualification / Experience
- User Defined Attendance Office Policy
- Auto Shift and Roster Management
- Leave and On-Duty Management
- Employee Salary Management

### Student's Management

- Student General Information Management
- Student Group
- Parent/Guardian Management

### User Management

- Unlimited User Management
- Role Management
- User wise Menu-option Access
- User Wise Data Access Permission

### Time & Attendance Management Module

- Employee's Attendance
- Student's Attendance
- Manual Attendance
- SMS/Email to parent for Attendance In/Out
- Auto Shift and No Punch Option
- Download Attendance from Biometric
- Weekly Off Adjustment for Employees
- Shift Group/Shift/ Shift Scheduling

- Download Attendance from text file
- Shift Management
- Manage Leave for Employees
- Manage Holidays for Employee/Student
- User Defined Leave Types
- User Defined Holidays Configuration
- Leave Balance Details
- Yearly Leave Carry-forward

### Attendance Report

- Daily / Monthly Attendance Report for Student / Employees
- Absentees / Present / Late Arrival/Late Departure/Early Arrival/Early Departure
- Employee wise Daily / Monthly Attendance
- Att. with Shift time/In Time/Out Time
- Leave / On-Duty / Over Time Report
- Muster Roll / Form -25 / Form -12

- Monthly Report with In/Out Time
- Shift Scheduling Report
- Monthly Performance Report
- Time Loss and Over Stay Report
- Continuous Absenteeism, Late Arrival, Early Departure Report
- Left / Joining Employee Report

### Salary Report

- Salary Slip
- Paid Salary Details
- Projected Salary Details

### Utility

- Email-SMS Log Detail
- Import Student Detail
- Import Employee Detail
- Flexible Data Export (Excel, Pdf, Text, Word)

### Punch Report

- Multiple Punch Reports (e.g. Missed/Complete/All Punch)
- Punch Detail Device / Manual Date / Period / Month wise Punch

### Miscellaneous Report

- All Master Report
- Memo / Graph / Percentage Report
- Employee with Image Report

### Database Supported

- Sql Express 2008 or above, Sql Server 2008 or Above



# OnTime Employee Manager

## Keeping Managers in the Know and Employees on the Go

OnTime Employee Manager is an efficient and cost-effective way for business owners and managers to keep track of and manage their mobile workforce. It's faster and safer than text messaging and allows the worker to focus on the task at hand rather than spending valuable time calling HQ to check in and report. Allows employers to easily track and monitor their employees and sales reps by having them download a simple Android or Apple app on their smart phones.

### Track Your Workforce with Smartphone Devices

- No need for employees to carry any separate device
- Compatible with iOS and Android Smartphone's

### Simple and Powerful Tracking Portal

- Easily know where your employees are at the touch of a button
- Provides simple access to your employees' locations

### Compendious Attendance Solution (Onsite/In-Office)

- Onsite attendance with picture, date, time and location of sales person
- Biometric attendance for Office staff with finger and log management
- Centralized attendance reports

### Self-explanatory Web Dashboard for Easy Administration

- Any Device, Any Where, Anytime 24/7
- Customized User Privileges
- Manage employee's all personal and work related information in single tab
- Manage/Track employee's Shift, Leaves and Holidays.
- Daily Visit reports of Sales team with remarks

### The Cloud Advantage

- Access data in real-time from any computer with Internet access
- No need to install, maintain, or upgrade software
- Data is secured and stored for account lifetime
- Manage multiple locations without networking computers or servers

### GPS Tracking & Live Monitoring throughout the day

- No more guessing; Where & what sales team is doing
- Monitor real-time movement of sales team on Google map for location
- Real-time tracking of juniors

### Client Management

- Integration with ERP
- Customer and contact database
- Access partner database on mobile app from anywhere

### Robust Reporting

- Real-time reports for performance evaluation of Sales Team
- Printed Reports and Spreadsheets
- Access Online Any Time
- Sort by Employee, Department

### Background Location Tracking

- Works in the background for both iOS and Android phones.
- Employee's only needs to log in on ONtime Employee Manager

### Expense Tracking & Mileage Reports

- Online Expense Entry
- See daily / weekly / monthly miles driven by your employees.
- Compare mileage reports to submitted expense reports.
- Automated expense tracking and quick review for approve and reject
- Automated/manual convenience tracking with quick review for approve and reject

### Leave Management

- Online Leave Sanction system
- Manager and Approver for leave, ON-Duty

### Sales Order Processing

- Employee can enter order detail with model and quantity in his mobile app
- Product with description and ERP Code for accurate billing
- Client based Orders history reports

### Employee Self Service

- Employees can Plan, Manage, Optimize, View and Review their work
- Sales call planning and preparation
- Plan and schedule meetings in advance for coming days
- Schedule future tour plans
- Recurrence - Day, Week, Month

### Receive Geo-fencing Alerts via Email and Text Message

- Set Geo-zone around your important locations and get notified.
- Know when an employee has arrived or left a preset location (Office/Major Clients/ Assigned Markets)

### Customized Alerts

- At Log-In and Log-Out
- No-Show alerts
- Location Discrepancies

### Monitor Overtime

- See a running tally of accrued overtime and get alerts whenever an employee is nearing their maximum so that you can schedule accordingly.

### Assign roles and manage permissions

- add another employee, account manager or owner
- We give you fine-grained permissions so you can specify exactly what your employees can and cannot do.



**SALES & FIELD EMPLOYEE**

- Manage Client list
- Employee self service
- Sales order processing
- Live Tracking of personal
- Personal Meetings and review
- Create geofence area for employee
- Manage console for the team leader
- Manage all personal Cloud attendance
- Manager and Approver for leave, ON-Duty
- Manage your multiple Company and Branches
- Biometric device finger and log management
- Manage/Track personal Shift, Leave, overtime and Holidays
- Meeting tracking and quickly review for approve and reject
- Automated conveyance calculation using travelled GPS log data
- Manage all personal and job related information in single tab
- Manage all personal mobile attendance with current location address
- Automated expense tracking and quickly review for approve and reject
- Automated artificial intelligence reporting system in attendance, Meeting and order
- Automated and manual convenience tracking with quick review for approve and reject



**LOGISTIC FIELD EMPLOYEE**

- POD Status update
- Reduced paperwork
- Consignment Booking
- Billing to Customer
- Daily Load Movement
- Rate and Contract Master
- Live Tracking of personal
- Out for delivery notification
- Manage console for the Manager
- Complaint tracking and feedback
- Tracking and monitoring packages
- Easy to analyze Performance Reports
- Manage all personal Cloud attendance
- Manage your multiple Company and customer
- Mobile app for user, employee and customer
- Live alerts and notifications for packages
- Online packet tracking and booking option for Customer
- Manage/Track personal Shift, Leave, overtime and Holidays
- Manage all personal mobile attendance with current location address
- Day booking and Sales close (Own Branch / Franchise / Credit / Cash)
- auto alert for field boy to pickup the packet from nearest location



**SERVICE FIELD EMPLOYEE**

- Live Tracking of personal
- Service Ticket Management
- Automate technicians workload
- Manage all personal Cloud attendance
- Manage your multiple Company, customer
- Schedule booking at most convenient time
- Manage customer service request in realtime
- Manage console for the Manager and supervisor
- Repairs (New repair, Outsource, Repair inventory)
- Schedule service work to Field technicians in realtime
- Manage/Track personal Shift, Leave, overtime and Holidays
- Track repair tasks, turnaround, time, labour, parts and cost
- Manage Leads, Quotations AMC, Field Services, orders, inventory
- Manage all personal mobile attendance with current location address
- AMC (New AMC, AMC renewal, Periodical invoicing, Periodical Services, Asset under AMC)
- Field services (New service, Assign services, manage schedules, Update schedule, Issue parts, Outsource services, Customer login)




**PAYMENT COLLECTION**

- Manage all personal Cloud attendance
- Manage your multiple Company, customer and service
- Manage/Track personal Shift, Leave, overtime and Holidays
- Live Tracking of personal, Manage console for the Manager
- Manage all personal mobile attendance with current location address
- Easy monitoring the payment, Paid / Outstanding
- list, No Loss of Date
- Easy Billing Receipt, Payment collection list, Customer Complete ledger accounts
- After updating a payment Customer receives SMS / Email for every payment they make
- Customer wise previous outstanding and current month bill with late payment charges applicable
- View Dashboard details like counts of collections, complaints, customers payment and total due ,etc.



**CONTRACT LABOUR**

- Mobile based reports
- Complete Solution On Cloud
- Multiple report as client Need
- Complete Time Management Module
- Handle multiple companies with multiple Labour
- Contractor Self Service Screen for data updating
- Web Based and Android Based Responsive Application
- Automatic calculations of working days and over time hours
- Time and Attendance System for Contractor Labour
- Management
- Admin Login/ Team Leader Login / user Login / Employee Login
- Maintain Records of All labour of Every Group in back end over Cloud
- In/ out attendance through various means like Biometric, finger Scanner, IRIS
- Provide Facility to Edit, Update and Delete information of labour, Company, Unit and Department



**GUARD PATROL**

- Sos Button
- Manage Visitor
- Real-Time Alerts
- Incident Reporting
- Check Point Scanning
- Daily Activity Reports
- Live Tracking of personal
- Track assets and materials
- Manage all personal Cloud attendance
- Alert message for skipped check point
- Manage your multiple Company, customer
- Manage console for the Manager and supervisor
- Manage/Track personal Shift, Leave, overtime and Holidays
- Manage all personal mobile attendance with current location address

# Intelligent Access Control



## S-IP4D8R

4 Door / 8 Reader Network IP Controller

- 54000 Cards Holder
- 60000 Logs Records
- Multi Relay Output
- 10000 Alarm Events
- Communication: TCP/IP
- Multiple Time Zone Supported
- Card Reader: Wiegand 26/34 Reader



## S-IP1D2R

1 Door / 2 Reader Network IP Controller



## S-IP2D2R

2 Door / 2 Reader Network IP Controller



## S-IP2D4R

2 Door / 4 Reader Network IP Controller

## PROFESSIONAL SERIES

An access control system can be used for nearly any door that you want to monitor access. Interior and exterior doors can easily be supervised with readers, contacts, and an array of locking devices to suit your needs. Secureye systems are designed to make access control as easy as possible to implement in your facility. Whether you are designing a single door system or a complex system of hundreds of doors over multiple facilities around the world, Secureye has an access solution to fit your needs.

## Standalone Access Controller

### INDOOR



## S-B2CB (Proximity) S-AC30-IC (Mifare/Smart)

Standalone Single Door Controller

- User: 450 Card & Password
- Built-in Buzzer
- External Door Bell
- Weigand output: WG26
- Read Card Distance: 5~10CM



## S-B1CB (Proximity) S-AC70-IC (Mifare/Smart)

Standalone Single Door Controller

- User: 450 Card & Password
- Built-in Buzzer
- External Door Bell
- Weigand output: WG26
- Read Card Distance: 5 ~ 10CM



## S-AC60-ID (Proximity) S-AC60-IC (Mifare/Smart)

Standalone Single Door Controller

- User: 450 Card & Password
- Built-in Buzzer
- External Door Bell
- Weigand output: WG26
- Read Card Distance: 5~10CM

## ACCESS CONTROLLER READER



## S-R-ID (Proximity) S-R-IC (Mifare/Smart)

- Beautifully Designed, Slim Size
- Built-In Transceiver Antenna
- Maxi. Effective Distance up to 180mm
- Less than 100ms Decoding Time
- Wiegand26 and RSABA Interface
- Built-In Bi-Color LED and Buzzer



## S-R7-ID (Proximity) S-R7-IC (Mifare/Smart)

- Built-In Transceiver Antenna
- Maxi. Effective Distance up to 180mm
- Less than 100ms Decoding Time
- Wiegand26 and RSABA Interface
- Built-In Bi-Color LED and Buzzer



## S-R8-ID (Proximity) S-R8-IC (Mifare/Smart)

- Beautifully Designed, Slim Size
- Built-In Transceiver Antenna
- Maxi. Effective Distance up to 180mm
- Less than 100ms Decoding Time
- Wiegand26 and RSABA Interface
- Built-In Bi-Color LED and Buzzer

## Multi Card RFID Reader

## Fingerprint with RFID Reader



### S-R3EHM

#### Proximity+HID+ Mifare/Smart Card Reader

- Waterproof, conforms to IP66
- Wiegand 26~37 bits output (default: 26bits)
- Card type: HID card, EM card & Mifare card
- Reading range: 7 cm



### S-R2EH

#### Proximity & HID Card Reader

- Waterproof, conforms to IP66
- Wiegand 26~37 bits output (default: 26bits)
- Card type: 125KHz EM & HID card
- Reading range: 3 ~ 8 cm

**NEW**



### S-B4CB

#### Biometric Wiegand Reader

- One Relay
- Optical Fingerprint Module
- 500DPI Resolution
- 1000 User Capacity
- Fingerprint, Card, Password
- Wiegand 26 bit Output
- Door Bell
- Proximity Card Supported



**Access**  
by **SecuEye**

## Access Control Management Software



OnTime Access control system supervises in-and-out passage. It is mainly used to authorize in-and-out personnel and record their process. ONTime access control system regulates who may access specific doors or other types of controls door, such as parking gates, or elevators operates 24 hours a day, 7 days a week, 12 months of the year. Authorized individuals are recognized by a "credential", which could be a card, pin or fingerprint. ONTime assists in maintaining employee management, online movement monitoring, controlling user access on different doors etc. The software works on Windows platform

#### Salient Features

- Multi Company Option
- Multi Location / Department / Designation / Grade Option
- Auto / Manual Download Punch from Machine
- Multi Leave Type
- Group wise Master Configuration (e.g. Shift / Holiday / Leave / Category Rules / Attendance Rules / Deduction Rules)
- Attendance Process with Salary C

#### Access Controller Management

- Multiple controller Option
- Auto Download Punch from Device
- Device Administration
- Card Management
- Privilege management
- Time zone management
- Access control group
- Holiday manag

#### Time Management System

- Manual Attendance
- Download Attendance from Machine Weekly Off Adjustment
- Over Time Calculation
- Shift Group/Shift/Shift Roster Management
- Shift Scheduling
- Leave/On-Duty Management
- Holiday Management
- Attendance Process with Salary Calculation

#### Leave/Holiday Group Management

- User Defined Leave Types
- User Defined Holidays Configuration
- Leave Application
- Leave Balance Details
- Yearly leave carry-forward

#### Employee's Management

- Employee General Information
- Family Background Details
- Qualification / Experience Details

#### Add on Module

- Employee self-service(Web-based application)View personal, Leaves & Attendance Details.Apply for LeaveView payslip

#### All Report

- All Reports are based on flexible Filtration (e.g. Company/ Branch / Department / Designation / Grade / Shift Group/ Shift / Employee
- In Each

#### Utility

- Import Employee Details from Excel/CSV File
- Import Punches from text file
- User wise Access Permission
- Report Scheduler
- Bulk Update

#### Salary Report

- Salary Slip
- Paid Salary Details
- Projected Salary Details

#### Attendance Report

- Daily / Monthly Attendance Report
- Absentees / Present / Late Arrival / Late Departure / Early
- Arrival / Early Departure
- Employee wise Daily / Monthly Attendance
- Attendance with Shift time/In Time/Out Time

- Over Time Report
- Muster Roll / Form No-25 / Form No-12
- Monthly Report with In/Out Time
- Shift Scheduling Report
- Monthly Performance Report



# Entrance Security Products

## Overview

Parking management streamlines your parking operations by speeding up the registration process. Now, one does not have to waste pages and pages in ticketing. It is a paperless permitting system. The application enables a person to access the data from one's mobile device. This level of accessibility helps the users with an extensive reporting that helps to draw insights about the matter. An analytical decision helps improving the profit margins. In the end, it reduces the lines of vehicles completely and increases the satisfaction level.

### Salient Features

- Multi parking option
- Multi location option
- Staff management
- Vehicle type configuration
- Vehicle management
- Visitor type configuration
- Pass management
- Multiple pass type (e.g. Daily, monthly, exempted)
- Entry wise parking management
- Flat/slab based parking
- charges
- Access control system management
- Tag reader device configuration
- Multiple payment modes (e.g. Cash, card etc.)
- Multiple entry lane
- User management

### Reports

- Pass report
- Vehicle entry-exit report
- Vehicle wise collection report
- Vehicle wise transaction

## Boom Barrier



### S-BB100

#### Automatic Boom Barrier

- Maximum Boom Length upto 6mtr (With Retractable Feature)
- Aluminium Boom in 75/80mm OD
- Opening Time : 4-6 Second
- Power Supply 230V
- With IP55 protection grade
- Operating Temp: -10°C to +55°C
- Colour RAL2002



### S-BB100-L

#### Smart LED Boom Barrier

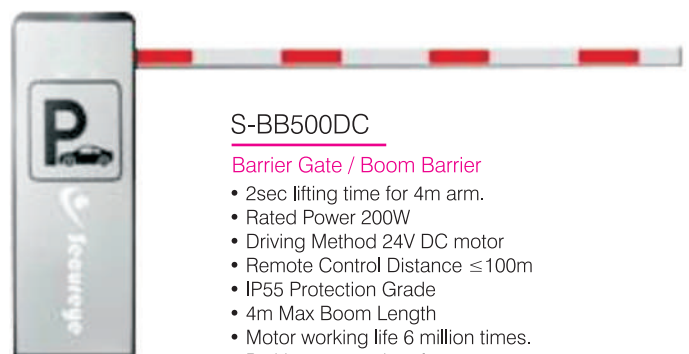
- Boom Length upto 6mtr
- Aluminium Boom
- Opening Time 3-6 Second
- IP55 Protection Grade
- Weather Proof Body
- Remote Distance 10-20mtr
- Access Control System



### S-BB300

#### Automatic Toll Boom Barrier

- Maximum Boom Length 3mtr with 2 mm round aluminum
- Boom Protection: With Foam
- Max. Torque: 100NM
- Opening time: 0.9-1.2s
- Power Supply: 230V AC
- Protection Grade: IP55



### S-BB500DC

#### Barrier Gate / Boom Barrier

- 2sec lifting time for 4m arm.
- Rated Power 200W
- Driving Method 24V DC motor
- Remote Control Distance ≤100m
- IP55 Protection Grade
- 4m Max Boom Length
- Motor working life 6 million times.
- Parking system interface.



# Flap/Turnstile/Swing Barrier



S-VT1000

Vertical Tripod Turnstile



S-BT1200

Bridge Type Tripod Turnstile



S-FB1000S  
(Single Core)

Bridge Flap Barrier, Single Core



S-FB2000S  
(Dual Core)

Bridge Flap Barrier, Dual Core



S-SVB600  
S-SVB1000

Vertical Swing Barrier



S-SBB1200

Bridge Type Swing Barrier

**Key Features:**

- Cabinet & Internal Structure is in 304 SS grade
- Length of Swing Arm 500 to 550mm
- With drop arm features
- Unlock Time 0.2 second
- Passing Speed 30-40 Person/Min.
- Passing Width 500-550mm
- Power Supply: AC220 ±10%,50/60Hz
- Operational Voltage Motor : 24V
- Working Temp: -25°C to +75°C
- Protection Level: IP55
- Electro Mechanical Drive DC
- Dimension Excluding Bars: H980xW(480-1200)xD280mm

**Key Features:**

- Cabinet & Internal Structure is in 304 SS grade
- Flap Material is in Acrylic
- Unlock Time 0.2 second
- Passing Speed 30-40 Person/Min.
- Passing Width 500-600mm Per Lane
- Power Supply AC220V ±10%,50Hz
- Humidity 95%
- Operational Voltage Motor: 24V
- Working Temp: -25°C to +75°C
- Dimension Excluding Bars: H980xW300xD1200mm

**Key Features:**

- Cabinet & Internal Structure is in 304 SS grade
- Length of Swing Arm 600mm to 1000mm / 600mm (S-SBB1200)
- Automatic resetting time after troubling 10 seconds
- Open & closing time 1 to 2 second
- Passing Speed 30-40 Person/Min.
- Transmission Angle of swing arm 90 degree
- Swing Direction (Single way/ Double way) optional
- Power Supply AC220V ±10%
- Driven Motor Brush DC Motor 200W/24V
- Operating Voltage: 24V
- Protection Level: IP55
- Working Temp : -10°C to +50°C



# Advance Entrance Security Products



S-FHT-1000D

Full Height Dual Lane Turnstile

**Key Features:**

- Cabinet & Internal Structure is in 304 SS grade
- Passage width 500 to 600mm
- Unlock Time 0.2 second
- Passing Speed 30-40 Person/Min.
- Power Supply: AC220 ±10%,50/60Hz



S-FHT-1000S

Full Height Single Lane Turnstile

**Key Features:**

- Operational Voltage Motor : 24V
- Working Temp: -10°C to +60°C
- Protection Level: IP56
- Electro Mechanical Drive DC
- Also available in MS material with powder coating



S-TB100

Tyre Buster

**Key Features:**

- Tampered steel spike with 150mm
- Thermal cutout 140 Deg
- Operating Temperature: -20°C to 60°C
- Opening Time: 1 ~ 2sec
- Load Impact: 50/100 ton
- Power Supply : AC220 ±10%, 50/60Hz



S-HB100

Hydraulic Bollard

**Key Features:**

- Hydro Static Drive Unit
- Bollard height: 600 ~ 1200mm
- Diameter: 220 ~ 270mm
- Vertical load: 100KN





# UHF READER & WRITER

## Integrated Reader



S-OU200C, S-OU200L,  
S-OU200C-RJ, S-OU200L-RJ

Long-Distance UHF Card Reader

12dbi antenna  
optional with effect distance up to 15m\*

\*C - With Circular Antenna, L - With Linear Antenna, RJ - With TCP/IP

Support ISO18000-6B, ISO18000-6C(EPC C1G2) protocol tag  
902~928MHz frequency band(frequency customization optional)  
FHSS or Fix Frequency transmission  
RF output power up to 30dbm(adjustable)  
Support auto-running, interactive and trigger-activating work mode  
Support RS232, RS485, Wiegand interface  
Provide DLL and Demonstration Software Source code to facilitate further development



S-1U100RS  
S-1U100RS-RJ (With TCP/IP)

Mid-Distance UHF Card Reader

8dbi antenna  
optional with effect distance up to 6m\*



S-U4R

- Self-intellectual property
- Support ISO18000-6C(EPC C1G2) , ISO18000-6B protocol tag
- 902~928MHz frequency band(frequency customization optional)
- FHSS or Fix Frequency transmission
- RF output power up to 30dbm(adjustable); 4 TNC antenna port
- Support auto-running, interactive and scanning work mode
- Low power dissipation with single +9 DC power supply
- Support RS232, RS485, TCP/IP with other interface optional

## UHF RFID Fixed Reader & Antenna



S-U8D

8 dbi UHF RFID Antenna



S-U12D

12dbi UHF RFID Antenna

## UHF Card Dispenser



S-CD20U

USB Connectivity



S-CD20RJ

TCP/IP Connectivity



# USB Multi Card Reader & Writer



**S-W100**  
**USB Proximity Card Reader**

- 5- 10cm Proximity Reading Range
- Standard USB to PC Communication Interface
- Less 100mA Working Current
- DC 5V working Voltage
- USB Powered



**S-W200**  
**USB Mifare/Smart Card Reader**

- 5-10cm Card Reading Range
- Standard USB to PC Communication Interface
- Less 100mA Working Current
- DC 5V working Voltage
- USB Powered



**S-MRW10**  
**USB Magnetic Strip Reader/Writer LOCO Supported**

- Card Standard: ISO 7811/7812
- Track Position: SO 1 (IATA) /ISO 2 (ABA) /ISO 3 (MINTS)
- Recording Density: 210 BPI / 75 BPI /210 BPI
- Recording Capacity : 79 / 40 / 107 Characters
- Power Consumption : 65mA(max.)
- Head Function : Read only 1.5mm
- Card Thickness: Plastic 0.76 +/- 0.08mm
- Operation Speed: 10 ~ 150cm/sec
- Lifetime of Header :800,000 card passes (1 pass : one swipe)



**S-MRW12**  
**USB Magnetic Strip Reader / Writer LOCO + HICO Supported**

- Mag Card standard: ISO7811/7812
- IC Mag Card standard: ISO7816
- Reading method: F2F(FM)
- Track: ISO II (IATA), ISO II (ABA), ISO III (MINTS)
- Bit per Inch: 210 BPI, 75/210 BPI, 210 BPI
- Encoding Capacity: 76 byte (7bit), 37 byte (5bit), 104 byte (5bit)
- Card Thickness: PVC : 0.76 ± 0.08mm



**S-AR9**  
**Mifare Card Reader / Writer**

- Reading distance: 0-50mm
- Interface: USB/RS232
- Baud Rate: 9600bps~115200bps
- Built-in antenna
- LED indicate
- Smart Card Read/write Speed: 106 Kbite



**S-MR8**  
**USB Magnetic Card Reader**

- Current: 45~65mA
- USB2.0,USB-OTG(Android 3.1 above)
- Selectable tracks: Yes
- Read card: 1/2/3 tracks
- Swipe: Double direction
- Head life: Approx 500,000 passes
- Sensing Distance: 0-8cm



**S-DR6**  
**Contact Card Reader/Writer**

- Support ISO14443 type A/B, ISO15693/ISO7816
- Operating Distance: 0-50mm
- Interface: USB(plug play) / RS232
- Baud Rate: 9600bps~115200bps
- Operating Frequency:13.56MHZ
- Supply Voltage: DC5V ± 10%



**S-AR10M**  
**All-in-one Reader with PIN PAD**

- Support ISO14443 type A/B,ISO7816
- Operating Distance: 0-50mm
- Interface: USB(plug play)
- Baud Rate: 9600bps~115200bps
- Operating Frequency: 13.56MHZ
- Status display&pin pad:LCD 2lines screen display & PIN pad
- Supply Voltage: DC5V ± 10%



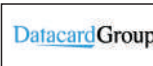
# PVC & RFID Card Blank & Pre-Printed

Complete Range of PVC & RFID Card Blank & Pre-Printed Available

PVC Card With Lamination	PVC Blank Card Without Lamination	PVC Pre-Printed	Low Frequency (LF) Cards		Contactless Card	
			Proximity Thin Card	Proximity Thick Card		
Pre-Printed Cards are also available in Glossy/Matte Finishing			Available Chip : TK4100, ID CARD, Em4200, EM4100, EM4305, T5577, HITAG 1 (NXP), HITAG 2 (NXP), HITAG S256 (NXP)		<ul style="list-style-type: none"> <li>• Contactless Smart Card W 1KB</li> <li>• Contactless Smart Card W 4KB</li> <li>• Contactless Smart Card W 16KB</li> <li>• Contactless Smart Card W 64KB</li> <li>• Contactless Mifare Card NXPS50 Original W 1KB</li> <li>• Contactless Mifare Card NXPS70 Original W 4KB</li> </ul>	
			Available Chip : FM11RF08, MIFARE S50 (COB), MIFARE S50(BAND), FUDAN S70 FM11RF32, MIFARE S70 (COB), MIFARE S70 (BAND), I-CODE 2, I-CODE SLI, I-CODE SLI, I-CODE SLI-X, I-CODE SLI-S, I-CODE ILT, ULTRGLIGHT, ULTRGLIGHT-C, NTAG203, D21, D41, D81, PLUS S2K 7B-4NB, PLUS X2K 7B-4NB, PLUS S4K 7B-4NB, PLUS X2K 7B-4NB, FM1302T ALTERNATIVE TI, SRF55V02P, SRI512			

CPU Cards	Contact Card	UHF Cards
<ul style="list-style-type: none"> <li>• CPU Card W 4KB</li> <li>• CPU Card W 16KB</li> <li>• CPU Card W 32KB</li> <li>• CPU Card W 40KB</li> <li>• CPU Card W 80KB</li> </ul>	<ul style="list-style-type: none"> <li>• Contact Smart Card W 1KB</li> <li>• Contact Smart Card W 4KB</li> <li>• Contact Smart Card W 16KB</li> <li>• Contact Smart Card W 64KB</li> </ul>	Available Chip : ALIEN H3(9662), UCODE GEN2
Available Chip : FM1204(4K), FM1208-09(PURE 8K), FM1208-10 (7+1K), FM1208-37(NATIONAL ENCRYPTION ALGORITHM) FM121216 (16K), FM121232 (32K), FM121240 (40K), FM121280 (80K),	Available Chip : FM4442/ISSI4442, FM4428/ISSI4428, FM5528 (SMALL CHIP), FM4406 CHIP COUNTERS, SLE5542, SLE5528, FM24C02/ISSI, FM24C08, FM24C16, FM24C64, FM24C256, AT24C01, AT24C02, AT24C04, AT24C16, AT24C64, AT24C256, AT45DB041, AT88SC102-09PT, AT24SC1604-09PT, AT88SC153-09PT, AT88SC0204C, AT88SC0808C, AT88SC1616C, AT88SC12816C, AT88SC25616C, AT93C46A	Available Crafts : 4 Color offset printing, embossing number, signature panel, photo, barcode, thermal printing, gold/silver hot stamp, scratch-off, series number, hole punched, UV printing etc.

PVC Card can be printed on thermal - Printers Brands Supported :



\* All brand logos belong to there respected owners

Etc...

## Treatments Available

Barcode Printed Card	Scratch/Labeling Printed Card	Magnetic Stripe Printed Card	Laser Engraving card	Black/White thermal printed card	Gold/Silver Embossing Card	Hologram Stamping Card	UV Printed Card

## Available Card Types

Hotel Key Card	ID Card	Bank Card	Membership Card	Loyalty Card	Access Control Card	Parking Card	VIP Card

# RFID INTEGRATED SOLUTIONS



Gift Card



Loyalty & E-Wallet Applications




Event Management



Laundry Automation



Library Management



POS Management



SPV RFID Solutions



Waste Management



Logistics Management



School Attendance



Canteen Management



Jewellery Management



Asset Tracking



Inventory Tracking



Live Stock Tracking



File Tracking



Manufacturing Industry Automation



Visitor Management



SMART LOCK



# Fingerprint Padlock with Bluetooth



S-PL100



**Built-in Battery**  
140mAh Polymer  
Battery



**Fingerprint Groups**  
20 Groups



**Lock Standby Time**  
12 Months / Unlock  
1000 Times



**Charging Method**  
Micro USB (5V 0.5A)



**Standby Times**  
12 Months



**Waterproof**  
IPX5

NO KEY TO MISPLACE  
YOUR FINGER IS YOUR KEY

*Touch and Open*





# Bluetooth, Biometric, Glass Door Lock



## Control Through MOBILE (Bluetooth / APP)

Bluetooth LOCK

S-BL100

Touch Screen for code input



Touch Screen



Mifare Card



APP Unlock



e-Password

- Unlock Type : APP, Bluetooth, Password, e-key, e-password, MF card
- Mifare card capacity : 200 sheets
- Password capacity : 50 groups
- Working voltage : DC6V (AA batteries)
- Static power supply : < 100mA
- Dynamic power supply : < 300mA
- Induction distance : > 25mm



S-FGD100

Glass Door Lock

- Fingerprint Sensor : Optical Sensor
- Access Mode : Fingerprint, Card, Password
- Password & RFID Capacity : 1,000
- Fingerprint Capacity : 2,000
- Record Capacity : 1,00,000
- Card Type : 125KHz EM card
- PIN Length : 6 digits
- Display : 6.09cm (2.4) TFT Screen
- Verity Speed : ≤ 0.1s
- Error rate : ≤ 0.0001%
- FRR : ≤ 0.01%
- Battery : 4pcs AA battery



S-FDL400

Intelligent Fingerprint Door Lock

- Unlock mode : APP, Fingerprint, Password, Card, Key, Temporary Password 20% to 93%
- Lock Body : Two tongues or single latch
- Fingerprint recognition : semi-conductor FPC
- APP : Secureye Smart
- Voice prompts : Easy setup with smart voice prompts
- Working voltage : 6V (Alkaline batteries, USB emergency external power supply can be used)



S-FGD200

Glass Door Lock

- Unlocking method : Fingerprint/password/ smart card/ remote control (optional)
- Resolution : 500dpi
- Acquisition time : < 0.5S
- Comparison : < 1S
- Comparison method : 1:N
- FP capacity : 500
- Password/card capacity : 1000

# INTELLIGENT FINGERPRINT DOOR LOCK



Powered by  
**tuya**<sup>®</sup>  
Intelligence  
Inside

S-FDL500  
Fingerprint Smart Door Lock



Wi-Fi  
Supported



Lock Body:  
6068 Mortise



Fingerprint  
Recognition



7V DC  
Working Voltage



Smart  
Voice Prompts



Door Thickness:  
35-50mm



S-FFL1000  
Face & Fingerprint Smart Door Lock



Wi-Fi  
Supported



Face Detection  
Recognition



Fingerprint  
Recognition



7V DC  
Working Voltage



Lock Body:  
6068 Mortise



Door Thickness:  
35-120mm







# Hotel RFID & Key Lock Solution



**S-HL50**  
Hotel Door Lock

Voltage range : DC3.5-6.5v  
 Static power consumption : < 30 uA  
 Dynamic power consumption : < 200 mA  
 Single operation : 0.8 seconds  
 Card read time : < 0.1s  
 Install door thickness : 32-60 mm  
 Drawing card read distance : 25mm  
 Material : Zinc Alloy  
 Operating temperature : 20°C ~ 55° C  
 Operating humidity : 10% ~ 90%



**S-HL30**  
Hotel Door Lock

Voltage range : DC3.5-6.5v  
 Static power consumption : < 30 uA  
 Dynamic power consumption : < 200 mA  
 Single operation : 0.8 seconds  
 Card read time : < 0.1s  
 Install door thickness : 32-60 mm  
 Drawing card read distance : 25mm  
 Material : Zinc Alloy  
 Operating temperature : 20°C ~ 55° C  
 Operating humidity : 10% ~ 90%



**S-HL20**  
Hotel Door Lock

Voltage range : DC3.5-6.5v  
 Static power consumption : < 30 uA  
 Dynamic power consumption : < 200 mA  
 Single operation : 0.8 seconds  
 Card read time : < 0.1s  
 Install door thickness : 32-60 mm  
 Drawing card read distance : 25mm  
 Material : Zinc Alloy  
 Operating temperature : 20°C ~ 55° C  
 Operating humidity : 10% ~ 90%





# Hotel Room Management Software

## User Friendly

When investing in any of our electronic locking system, you are guaranteed a user friendly and low maintenance solution that will help your hotel operations and staff interaction.

- Minimum hardware on the door
- Minimum installation
- Essence by Secureye makes everything else vanish
- Maximum adaptability to any hotel style
- • Maximum integration within your hotel door
- Maximum experience for your guests
- Maximum security standards
- Maximum outdoor performance
- Maximum flexibility in design

## Features and Flexibility

Secureye locking solutions provide you with all the features you will need to manage your hotel operations and offer security and peace of mind to your guests. Our locking solutions provides total flexibility, adapting our solutions to your specific needs.

### Features and Flexibility

- Hotel Status from the Main Screen
- Guest Check In Screen
- Guest Check Out Screen
- Day Use Feature
- Extra Charge posting and defining Extra Charge Package
- Advance deposit and refund option
- Identify from the main screen room is vacant or reserve or checked in mode

### Reservation & Group Booking Management

- Single Reservation and Group Handling
- Room Inventory View provides 7 days rooms position with room type summary
- Setup of Release Date and Time For Any Reservation and Booking
- Option to Cancel or No Show Any Reservation Or Group Booking
- Group Check In & Check Out

### Guest Relationship Management Module

- Ready guest Database with General Guest Details
- Recording of Personal Details & Preference of Guest

### Other Features

- Maintenance Management
- Reports
- Multiple Language Pack

### System Requirement

- P-IV and Above with 1 GB RAM
- Windows XP / Vista / Windows 7
- Windows 8 / Windows Server 2008
- 1 USB Port
- Screen Resolution - 1024x768 Pixel



## Accessories



**S-PSW**  
Energy Saving Switch for Hotel Rooms



**S-LC**  
Hotel Key Card



**S-HLP**  
Hotel Lock Key Programmer with Management Software

**S-HDC**  
Hotel Lock Data Collector



## RFID Locker Lock



**S-L100**  
Weight: 350g  
Power: 6V  
Static current: <25uA  
Dynamic current: <220nA  
Working temperature: -15°C ~ 65°C  
Working humidity: ≤ 95%  
Warning voltage: 5.0V



**S-RFB10**  
RFID Wristband  
Available in Multi Color  
Suitable for 26bit Reader



**S-LSD**  
Proximity key Chain  
Available in Multi Color  
Suitable for 26bit Reader



**S-ID**  
RFID Card

## Accessories



# Electro Magnetic Locks & Brackets



**S-280S / S-280D**

Single & Double Leaf EM Lock w/o Feedback (600lbs)

- Collinear Load Test 600/1200 Pounds
- MOV Reverse Current Protection
- LED Indicates the Power Status
- Anti-Residual Magnesium Designed
- High Strength Material
- Anodized Aluminum Housing



**S-280SF / S-280DF**

Single & Double Leaf EM Lock with LED & Feedback(600lbs)

- Collinear Load Test 600/1200 Pounds
- MOV Reverse Current Protection
- Red/Green LED Indicates door Status
- Door Status Sensor(NO/NC/COM)
- Anti-Residual Magnesium Designed
- Anodized Aluminum Housing



**S-500SF / S-500DF**

Single & Double Leaf EM Lock (1200LBS)

- Collinear Load Test 1200 Pounds
- MOV Reverse Current Protection
- Red/Green LED Indicates Door Status
- Door Status Sensor(NO/NC/COM)
- Anti-Residual Magnesium Designed
- High Strength Material
- Anodized Aluminum Housing



**S-60S**

EM Lock (60KG 100LBS)

- Collinear Load Test 133 Pounds
- MOV Reverse Current Protection
- Red/Green LED Indicates Door Status
- Door Status Sensor(NO/NC/COM)
- Anti-Residual Magnesium Designed
- High Strength Material
- Anodized Aluminum Housing



**S-2BL**

Fail Safe Electric Bolt

- The Photoelectric Controls Technology
- Low Power, Environmental Protection
- Designed for Strength and Long Life
- Suitable for All Kind Of the Door
- Connection 2 Line Lock
- Fail Safe: Locked when energized
- Superior Strength Aluminum Alloy



**S-5BL**

Fail Safe Electric Bolt

- The Photoelectric Controls Technology
- Lock Delay Time Programmable
- Designed for Strength and Long Life
- Suitable for all Kind of the Door
- Connection 5 Line Lock
- Fail Safe: Locked when energized
- Superior Strength Aluminum Alloy



**S-ES**

Standard Electric Strike

- Aluminum, SS Bolt
- Testing to 1000000 cycles
- High-Temperature Painted
- Feature: Fail Secure
- Function: Built-out MOV
- Suitable For: Wooden Door, Metal Door & PVC Door



**S-FGD**

Fully Frameless Glass Door Lock

- Suitable For: Fully Frameless Glass Door
- Opening Mode: 180° Swing Double Door
- Glass Thickness: 8~15mm
- Size: 205L x 58M x 46H(mm)
- Net Weight: 1.6kg

## Brackets for EM Lock



**S-100EL**

Electric Lock

- Mechanical Based Lock
- Single Cylinder for Key Lock
- Suitable for Home/Office
- Lock Opening Mode - Key
- High Strength Material - SS Based



**S-ELCR**

Electric Lock with Remote

- Mechanical Based Lock
- Dual Cylinder for Key Lock
- Suitable for Home/Office
- Lock Opening Mode - Remote/Key
- Wireless Receiver for Long Distance
- High Strength Material - SS Based



**S-SLB**

L Bracket



**S-SZLB**

ZL Bracket



**S-SUB**

U Bracket

## Access Control Accessories

**S-EB30**

No Touch Sensor Exit Button



**S-BR**

Relay for Biometric



**S-EB30S**

No Touch Sensor Exit Button



**S-LSD**

Proximity Key Chain



**S-BSB**

Stainless Steel Exit Switch With 2 Wire / With 3 Wire



**S-RFB10**

RFID Wristband



**S-SSB**

Stainless Steel Exit Switch With 2 Wire / With 3 Wire



**S-BPB**

PVC Exit Switch



**S-LD30/S-LD20/S-LD10**

Door Loop Detector



**S-EBS**

Emergency Glass Break Switch



**S-MC / S-MCR**

Magnetic Contact



**S-ESS**

Emergency Key Switch





SMART HOME



### S-WS10IN

#### Wireless Smart Socket

- Remote Control from anywhere with "Secureye Smart" APP
- Voice Control with Alexa & Google Home
- Set Schedules / Timer
- Create group control
- Device sharing with family / friends



### S-WS16IN

#### Wireless Smart Socket

- Remote Control from anywhere with Secureye Smart APP
- Individually control the outlet
- Voice Control with Alexa & Google Home
- Set Schedules / Timer
- Create group control
- Device sharing with family / friends



### S-WLB9

#### Smart WiFi LED BULB

- A60 Bulb B22 Fitting Form Factor
- Voltage Range AC220-240V/50Hz
- Colour Temperature Range 2700-6500K + RGB
- Luminous flux(Lm) 2700K 800Lm
- Colour Rendering Index CRI: ≥80



### S-WLS5


#### Wi-Fi RGBW Led Strip Light

- 5m LED Strip Length
- 300 LED Count
- Dimmable & Colorful RGBW Light
- Voice Control with Alexa & Google Home



# OPEN YOUR DOOR LOCK

By pressing a button of your mobile from **Anywhere in the WORLD**




## S-S0D100

- Wide-Angle Lens camera
- Compatible with free iOS and Android APP
- Supports IEEE 802.11b/g/n wireless connection
- Supports WEP, WPA and WPA2 encryption
- Supports 12~24VAC(12VDC optional)
- Supports two-way audio
- Supports Motion Detection Alarm
- P2P feature for easy remote access



# IP / ANALOG VIDEO DOOR PHONE

*with 3 Tier Security*



S-IPS80  
INDOOR MONITOR



S-OD80  
OUTDOOR MONITOR



S-IPT500  
Outdoor Unit (TCP/IP)



Guard Unit

## ANALOG VDP SET



S-VDP9



S-VDP20



S-VS9

## ANALOG OUTDOOR STATION



S-C10  
1 Button  
Outdoor Station



S-C20  
2 Button  
Outdoor Station



S-C30  
3 Button  
Outdoor Station



S-C40  
4 Button  
Outdoor Station



S-C50  
1 Button  
Outdoor Station



S-C40PR  
4 Button  
Outdoor Station (RFID)



S-C40P  
4 Button  
Outdoor Station



S-C80P  
8 Button  
Outdoor Station



S-C12P  
12 Button  
Outdoor Station




S-C16P  
16 Button  
Outdoor Station

A modern, multi-story white building at night, illuminated from within. The building features large glass windows and balconies. In the foreground, there is a swimming pool with blue mosaic tiles and a wooden deck with outdoor seating. The sky is dark blue with stars.

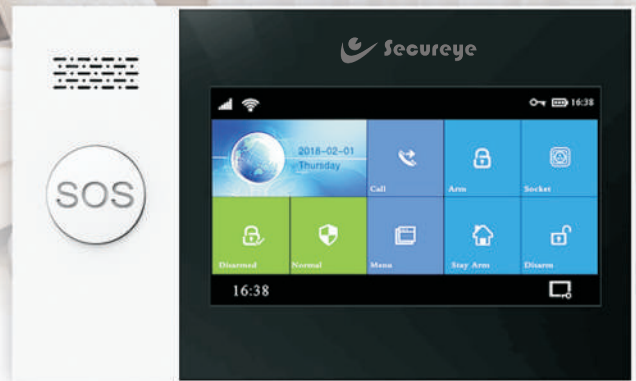
# INTRUSION ALARM SYSTEM





# GSM ALARM System

Mobile controlled



S-AL380

## ACCESSORIES



Wired: GL-02  
Wireless: GL-100A  
Gas Leak Sensor



Wired: GB-01  
Wireless: GB-100  
Glass Breakage Sensor



Wired: PIR-01 / PIR-02  
Wireless: PIR-500  
PIR Motion Sensor



Wired: CPIR-03  
Wireless: CPIR-100B  
Ceiling PIR Sensor



Wired: PIR-04  
Pet Immunity  
PIR Motion Sensor



Wired: SDM-01  
Wireless: SDM-100  
Scroll Steel Door  
Magnetic Contact



Wired: CPIR-01  
Wireless: CPIR-100A  
Curtain PIR Sensor



Wired: WSM-01  
Wireless: SM-100  
Ionization Smoke Sensor



Wireless: DT-02  
Smoke & Heat Detector



Wired: DM-01  
Door Magnetic Contact



Wired: VS-01  
Vibration Sensor



Wired: WL-101  
Water Leakage Detector



Wired: EM-01  
Panic Button



Wired: S-PB2  
Photo Electric Beams



Wired: SR-01  
Wired Piezo Siren



Wired: SR-08  
Wired Flash Light



Wired: SR-11  
Wired Outdoor Strobe Siren



Wired: SR-60  
Wired Siren



Wireless: RPT-3000  
Signal Repeater



# Hand Held & Door Frame

## Metal Detector



### S-HMD-100

#### Hand Held Metal Detector

- Weatherproof rubber handle
- Selectable Vibrating Alarm
- Secure Internal Sensitivity Adjustment
- High Sensitivity
- World Renowned
- Sharp audible alarm and bright red LED
- All Metal Detection
- Self-calibration
- Momentary push button
- Rugged, High-impact ABS case



### S-HMD-200

#### Hand Held Metal Detector

- Weatherproof rubber handle
- Selectable Vibrating Alarm
- Secure Internal Sensitivity Adjustment
- Low Sensitivity
- World Renowned
- Sharp audible alarm and bright red LED
- All Metal Detection
- Self-calibration
- Momentary push button
- Rugged, High-impact ABS case



### S-DFMDS

#### SINGLE ZONE Door Frame

- Metal Detectors
- Ultra High Sensitivity
- Detect ferrous and non-ferrous metals
- Audio visual indication
- Rugged, aesthetic design for easy and quick assembly
- Corresponding to height or human body



### S-DFMDM

#### MULTI ZONE Door Frame

- Metal Detectors
- Ultra High Sensitivity
- Detect ferrous and non-ferrous metals
- Audio visual indication
- Rugged, aesthetic design for easy and quick assembly
- Corresponding to height or human body
- Multi zone to precisely identify locations from head to toe.



A collage of three retail environments: a clothing store with mannequins and racks of clothes, a jewelry store with gold bangles, and a library with bookshelves. The text is overlaid on semi-transparent colored banners.

EAS RF Solution

EAS AM Solution

EAS EM Solution



# EAS RF SOLUTION



**S-RS5002**

- Frequency: 8.2 MHz
- Unit Dimension: 161\*42\*20cm
- Material: Aluminum Alloy
- Detection Distance: RF Label:0.8~1.6m, Hard
- Tag:0.9~1.8m



**S-RS5001**

- Frequency: 8.2 MHz
- Unit Dimension: 170x49x20cm
- Material: Aluminum Alloy
- Detection Distance: RF Label:0.8~1.6m, Hard
- Tag:0.9~1.8m

## BOTTLE TAG



**S-BT10**

Bottle Tag With Metal Cable

- Frequency: 8.2MHz/58KHz
- Dimension: 50 Dia\*33mm
- Color: Black,White or Customized
- Magnetic Locking
- Lanyard Type: Metal Cable



**S-BT20**

Bottle Cap

- Frequency: 8.2MHz/58KHz
- Unit Dimension: Inner size 37mm Dia
- Outer size: 56mm Dia' High 60mm
- Material: PC



**S-HT8R**

Round Tag

- Frequency: 8.2MHz
- Unit Dimension: 50 Dia\*19mm
- Color: Black or White
- Magnetic Locking



**S-HT7P**

Mini Pencil Tag(45mm)

- Frequency: 8.2MHz/58KHz
- Dimension: 45\*13\*19mm
- Color: Grey
- Magnetic Locking

## GARMENT TAG

Cosmetic / Pharma tag



**S-ST33**

Barcode White  
BlackTransparent

- Frequency: 8.2MHz(±3%)
- Cardboard Core Diameter Inner: 76.2mm
- Inter Space: 2-3mm
- Quality Factor: Q≥60



**S-ST30**

Cosmetic Label  
Transparent

- Frequency: 8.2MHz(±3%)
- Cardboard Core Diameter Inner: 76.2mm
- Detection Distance: 0.9-1.2m(2.95-3.94ft)



**S-ST40**

Barcode White Black  
Transparent

- Frequency: 8.2MHz(±3%)
- Cardboard Core Diameter Inner: 76.2mm
- Inter Space: 2-3mm
- Quality Factor: Q≥60

Detacher & Deactivator



**S-D20**

Cone Detacher

- Dimension:75 Dia\* 45mm
- Force: 8000GS / 11000GS



**S-D30**

Cone Detacher

- Dimension: 75 Dia\*45mm
- Magnetic Force: 8000GS / 11000GS



**S-DS200**

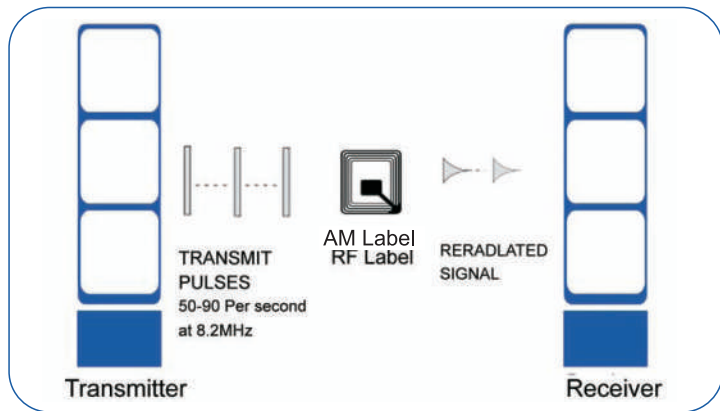
RF Deactivator

- Frequency: 8.2MHz
- Working Voltage: DC18V
- Dimension: 24\*24\*2.5cm
- Deactivation Height: 10-25cm



# EAS AM Solution

## EAS gate



### S-AS7001

- Frequency: 58 KHZ
- Material: ABS
- Detection Distance: DR Label: 0.6 ~ 1.2m, Hard Tag: 1.4 ~ 2.4m
- Unit Dimension: 147x45x12cm

## JEWELLERY TAG



### S-HT10J **hard TAG** Jewellery Tag

- Frequency: 8.2MHz/58KHz
- Unit Dimension: 37\*22\*9 mm
- Plastic Color: Grey or White
- Lock: N/A

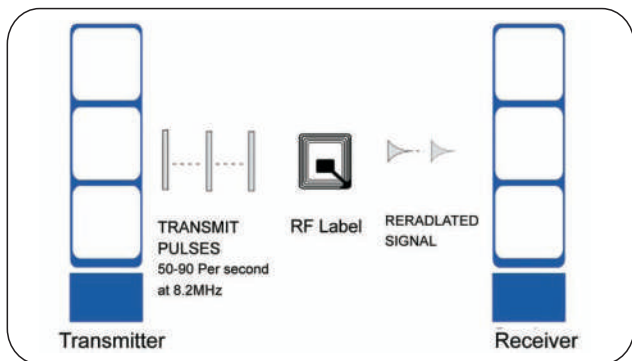


### S-ST20J **soft TAG** Jewellery Label White

- Frequency: 8.2MHz(±3%)
- Cardboard Core Diameter Inner: 76.2mm
- Detection Distance: 0.6-0.9m(1.97-2.95ft)



# EAS EM Solution



**S-ES003**

**EM Passage Gate**

- Unit Dimension: 1520\*440\*32mm
- Working Voltage: AC:220V±20%50Hz
- Working Environment: -10°C ~ 60°C
- Material: Advanced-Resin-Glass
- Detection Height: 170cm
- Detection Width: 80cm
- Detection magnetic stripe: 5cm(minimum)



**S-EL002**

**EM Book Label**

- Size: 12cm or 16cm
- Material: Cobalt-Based
- Characteristic: Double Side Adhesive
- Deactivable/Non-Deactivable



**S-EL008**

**CD / DVD Label**

- Diameter: 11.4cm
- Iron-based / cobalt-based
- Single side Permanent non-setting adhesive / compound magnetic strip Magnetizable / non-magnetizable



**S-ED004**

**Activator & Deactivator**

- Unit Dimension: 34\*22\*9cm
- Working Voltage: 110V-240V
- Detection Height: ≤2cm
- Deactivation Height: ≤5cm



# GREAT SERVICE

helps organisations drive the **customer acquisition, retention and efficiency** that make leading companies successful



ACCESS CONTROL



SMART HOME



CCTV



BIOMETRIC



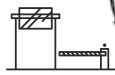
VIDEO DOOR PHONE



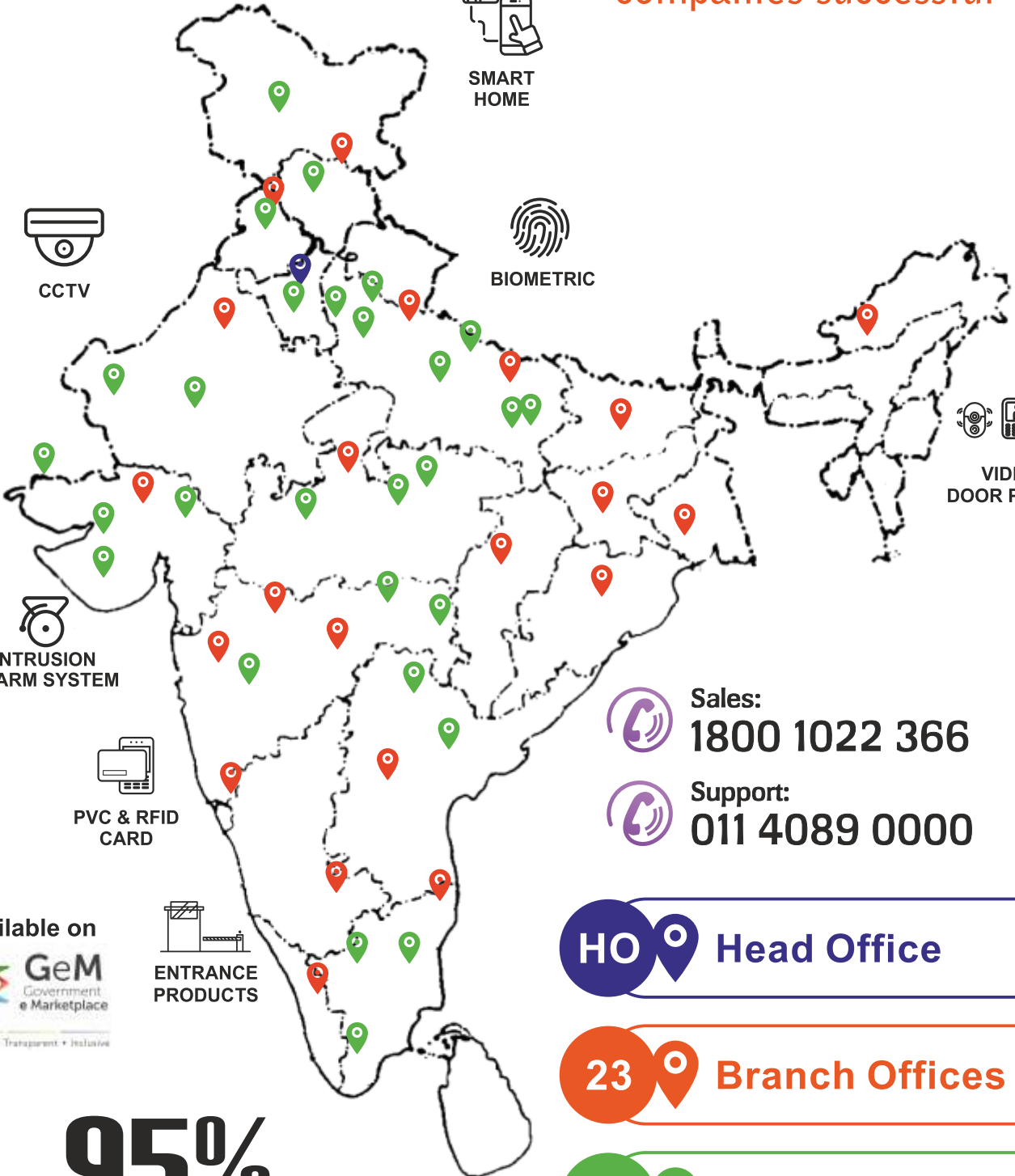
INTRUSION ALARM SYSTEM



PVC & RFID CARD



ENTRANCE PRODUCTS



Sales: 1800 1022 366



Support: 011 4089 0000

**HO** **Head Office**

**23** **Branch Offices**

**29** **RMA Centers**

# 95%

Repair Service Achivement Within 5 Working Days

[www.secureye.com](http://www.secureye.com)

202301



Distributed in India by

**Fortune Marketing Pvt. Ltd.**

D-1/2, Okhla Industrial Area, Phase - II, New Delhi, Delhi, India

